


S6000-SERIES



- Support Windows 7 / 10 and Linux system
- CPU Intel i3 - i5 - i7 6th at 10th Gen
- WIFI - BT - 4G LTE
- Support 6 or 8 serial port
- RJ45 OR M12 LAN
- Power: DC 12V (Optional DC 9-36V)

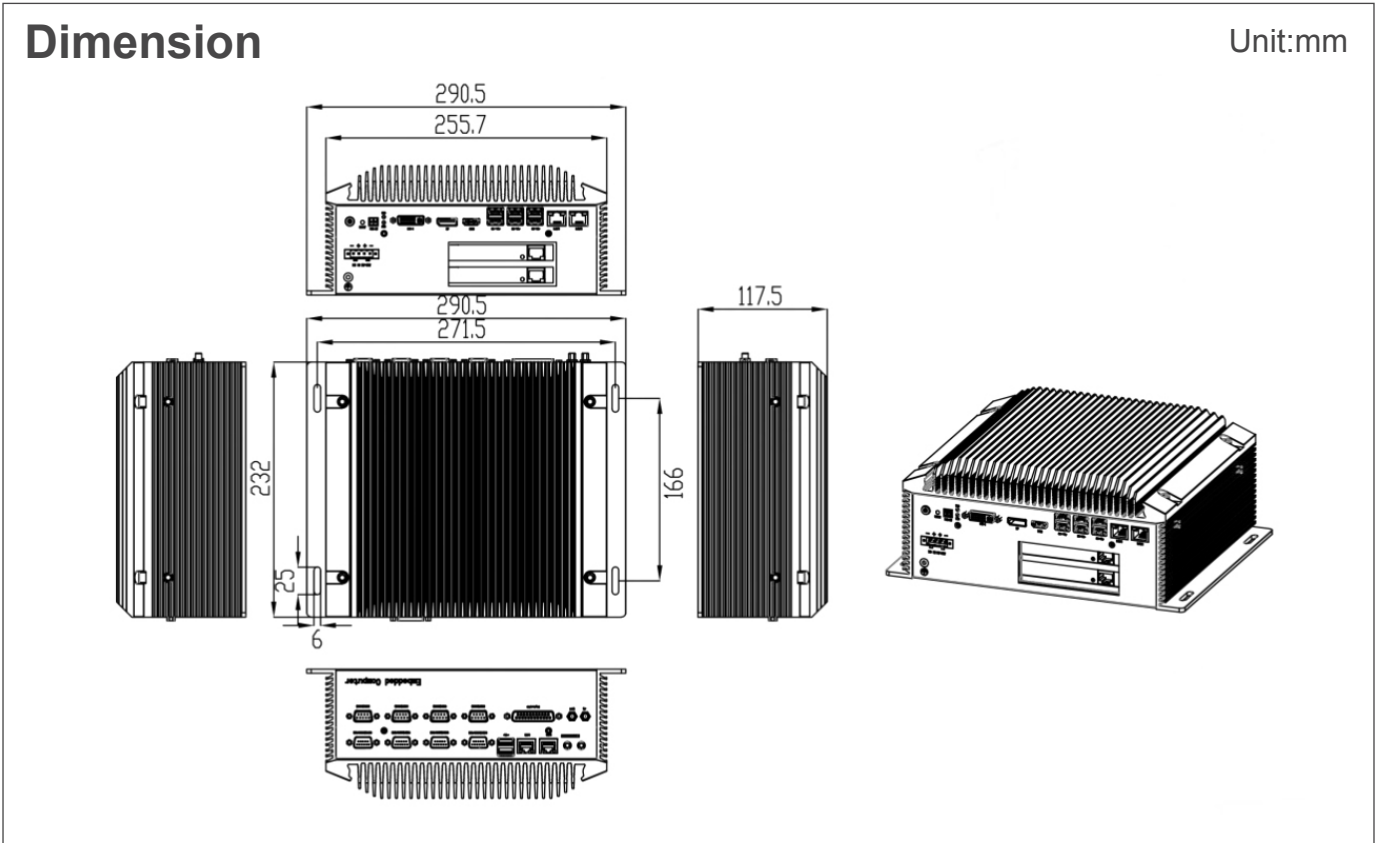


The actual appearance is subject to the final configuration.

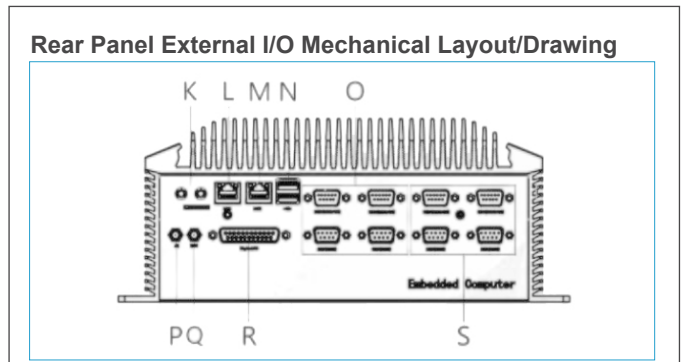
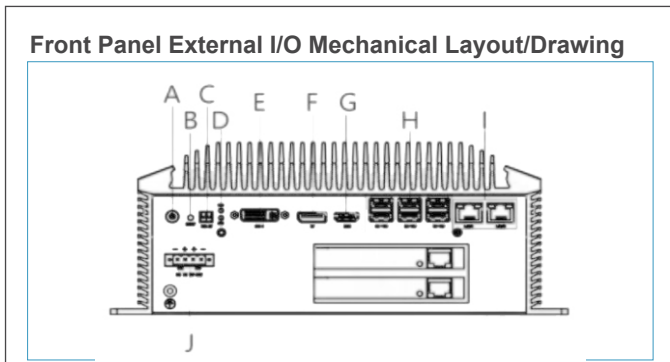
Specifications

MODEL	S6000-SERIES			
Supported OS	Windows 7 / 10 / 11 and Linux			
CPU	Mother Board	B85	B365	
		Intel Core i3-4150T	Intel Core i5-4570T	
		Intel Core i5-4570S	Intel Core i5-8500T	
		Intel Core i7-4770S	Intel Core i7-4756T	
		Intel Core i3-6100T	Intel Core i3-6100	
		Intel Core i3-8100T	Intel Core i3-8100	
		Intel Core i5-6500T	Intel Core i5-6500	
		Intel Core i7-6700T	Intel Core i7-6700	
	Intel Core i7-8700T	Intel Core i7-8700		
RAM	Type	2 x DDR III	DDR IIIII	
Storage Devices	mSATA	1 x mSATA		
	SATA	2 x SATA (2.5 inch)		
	SSD	1 x SSD (M.2)		
I/O INTERFACE	COM	4 x RS-232 + 2 x RS-485 or 4 x RS-232 + 4 x RS-485		
	Ethernet	4-6-8 x RJ-45 or M12 LAN (intel 211) or 4 x RJ-45 (intel 211)		
	SIM	1 x Slot SIM Card		
	MINI PCIe	3 x mini pcie for wifi, bt, modem 3/4G LTE		
	LTP	1 x LTP		
	PCI/PCIE	2 x PCI / 2 x PCIE 4 / 1 x PCIE 16		
	USB	8 x USB 3.0 Ports		
	Video & Audio		1 x HDMI (Support 1920*1200)	1 x DP (Support 1920*1200)
			1 x DVI (Support 1920*1200)	1 x LINEOUT
	Power supply	12V DC		

Environment	Operating Temperature	-20°C~70°C
	Storage Temperature	-40°C~80°C
	Relative Humidity	90%(20±50°C)
Physical Characteristics	Material	Aluminum-magnesium alloy heat dissipation cover, conduction heat dissipation
	Dimensions	290(L) x 232(W) x 118(H)mm
Certifications	EMC	EN 50155 - EN60945



The actual appearance and dimensions are subject to the final configuration



All products and company name listed are trademarks or trade names of their respective companies.

Ordering Information

RAM	mSATA	SATA	SSD M.2	RS-232	RS-485	HDMI	USB 3.0	RJ-45	
2 x DDRIII / 1 x IIII	1	2	1	4	2 or 4	1	8	2 or 4	
SIM	MINI PCIe	LTP	DVI	DP	LINE OUT	PCI	PCIe 4	PCIe 16	Power Supply
1	3	1	1	1	1	2	3	4	12V DC

Processors Info & Available List

CPU	Total Cores	Total Threads	Max Turbo Frequency	Processor Base Frequency	Cache	Bus Speed	TDP	Memory Types
Intel Gen6 Core i3-4150T	2	4	-	3.0GHz	3 MB Intel® Smart Cache	5 GT/s	35 W	DDR3-1333
Intel Gen6 Core i5-4570T	2	4	3.6GHz	2.9GHz	4 MB Intel® Smart Cache	5 GT/s	35 W	DDR3-1333
Intel Gen6 Core i5-4570S	4	4	3.6GHz	2.9GHz	6 MB Intel® Smart Cache	5 GT/s	65 W	DDR3-1333
Intel Gen6 Core i7-4756T	4	8	3.0GHz	2.0GHz	8 MB Intel® Smart Cache	5 GT/s	35 W	DDR3-1333
Intel Gen6 Core i7-4770S	4	8	3.9GHz	3.1GHz	8 MB Intel® Smart Cache	4 GT/s	65 W	DDR3-1333
Intel Gen6 Core i3-6100T	2	4	-	3.2GHz	3 MB Intel® Smart Cache	8 GT/s	35 W	DDR4-1866
Intel Gen6 Core i3-6100	2	4	-	3.7GHz	3 MB Intel® Smart Cache	8 GT/s	51 W	DDR4-1866
Intel Gen6 Core i3-8100T	4	4	-	3.1GHz	6 MB Intel® Smart Cache	8 GT/s	35 W	DDR4-2400
Intel Gen6 Core i3-8100	4	4	-	3.6GHz	6 MB Intel® Smart Cache	8 GT/s	65 W	DDR4-2400
Intel Gen6 Core i5-6500T	4	4	3.1GHz	2.5GHz	6 MB Intel® Smart Cache	8 GT/s	35 W	DDR4-1866
Intel Gen6 Core i5-6500	4	4	3.6GHz	3.2GHz	6 MB Intel® Smart Cache	8 GT/s	65 W	DDR4-1866
Intel Gen6 Core i76700T	4	8	3.6GHz	2.8GHz	8 MB Intel® Smart Cache	8 GT/s	35 W	DDR4-1866
Intel Gen6 Core i76700	4	8	4.0GHz	3.4GHz	8 MB Intel® Smart Cache	8 GT/s	65 W	DDR4-1866
Intel Gen6 Core i7-8700T	6	12	4.0GHz	2.4GHz	12 MB Intel® Smart Cache	8 GT/s	35 W	DDR4-2666
Intel Gen6 Core i7-8700	6	12	4.6GHz	3.2GHz	12 MB Intel® Smart Cache	8 GT/s	65 W	DDR4-2266

Configuration Order

Default Items	Specification
S6000-B85-CPU	2*RJ-45 / 4*RS-232+2*RS-485/232 / 2*PCI or 2*PCIE or 1*PCIE 16
S6000-B85-CPU	4*RJ-45 / 4*RS-232+4*RS-485/232 / 2*PCI or 2*PCIE or 1*PCIE 16
S6000-B365-CPU	2*RJ-45 / 4*RS-232+2*RS-485/232 / 2*PCI or 2*PCIE or 1*PCIE 16
S6000-B365-CPU	4*RJ-45 / 4*RS-232+4*RS-485/232 / 2*PCI or 2*PCIE or 1*PCIE 16

Packing List

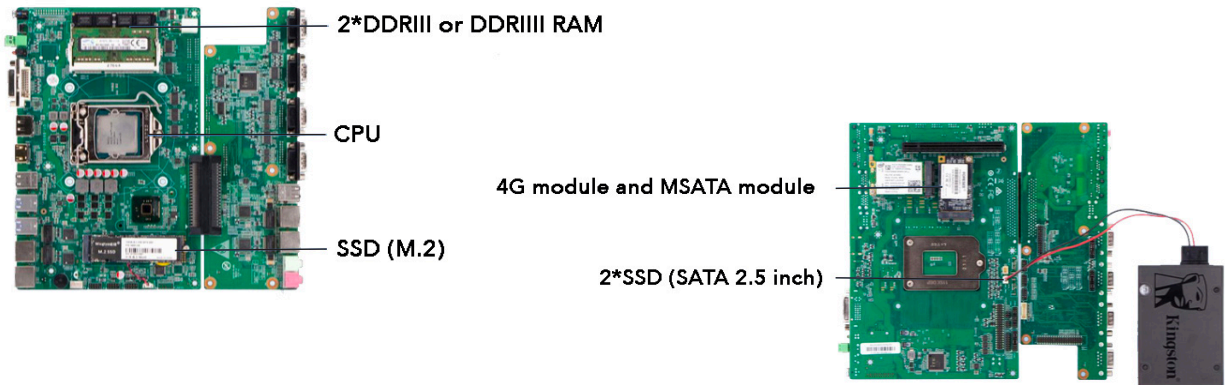



Default Items	Qty
S501-6000 Unit	1

Optional internal modules for unit

Optional Items	Max Qty	Description
RAM	1	2*DDR III (4GB / 8GB) / DDR IIII (4GB/ 8GB / 16GB)
MSATA	1	32GB / 64GB / 128 GB / 256GB / 512GB
SATA	1	20GB / 128GB / 240GB / 256GB / 480GB 512GB / 960 GB / 1TB
4G MODULE	1	4G+GPS
WIFI	1	7260an / 7260 ac
PCI / PCIE		2*PCI / 2*PCIE 4 / 1*PCIE 16
GPU	1	GTX1050

All products and company name listed are trademarks or trade names of their respective companies.

Detailed Modules



All products and company name listed are trademarks or trade names of their respective companies.